


2020



2020 08

)

(

"

"

"

"

.....	1
.....	4
.....	6
.....	14
.....	24
.....	29

/ / /		
AVMAX		Avmax Group Inc.
		2020 1 1 2020 6 30

			002097
		SUNWARD INTELLIGENT EQUIPMENT CO.,LTD.	
		SUNWARD	

	1335	1335
	0731-86407826	0731-86407826
	0731-86407826	0731-86407826
	wangjian2@sunward.com.cn	yigm@sunward.com.cn

1

	1335
	410100
	1335
	410100
	https://www.sunward.com.cn
	db@sunward.com.cn
	2020 05 15
	http://www.cninfo.com.cn 2020-025

2



	-1,829,512.86	
	50,211,995.92	
	625,677.78	
	7,308,186.57	
	271,955.74	
	41,428,018.53	--

1 --

1

1 --

☒

1

" "

2013

"

"

2014

" " 2016 " " 400

" " " " " " " "

" " " " " " " "

" IS09001 IS014001 OHSAS18001

CE

CNAS

2

" " " "

"

2016

" " " "

3

" " " "

" "

4

80

2020

			AVMAX		
	AVMAX	44.37%	MRO		
				AVMAX	
		437,981.80	20.68%	47,395.79	25.77%
47,725.65		24.38%		39,858.17	26.07%
"	"	"	"		

	4,379,818,025.85	3,629,379,108.42	20.68%	
	3,128,804,879.79	2,529,615,714.96	23.69%	
	263,203,769.88	243,893,527.77	7.92%	
	228,417,574.88	241,218,571.00	-5.31%	
	70,557,538.71	72,234,446.74	-2.32%	

	1,021,219,737.80	245,401,938.95	316.14%	

	4,379,818,025.85	100%	3,629,379,108.42	100%	20.68%
	3,845,744,136.40	87.81%	2,845,857,948.52	78.41%	35.13%
	376,842,042.47	8.60%	677,435,071.60	18.67%	-44.37%
	157,231,846.98	3.59%	106,086,088.30	2.92%	48.21%

2,385,155,937.3.98

	23	00				
	1,304,092,163.	1,090,044,449.				
	75	86				

	-22,724,289.95	-4.76%		
	4,241,717.48	0.89%		
	943,045.65	0.20%		
	-91,699,344.91	-19.21%		
	47,175,872.86	9.88%		

1

	4,408,863.87	25.28%	3,568,079.99	2.04%	
	6.79		6.82		
	2,636,273.29	15.11%	2,546,583.20	-1.48%	
	0.15		7.74		
		0.00%		0.00%	
	60,050,999.1	0.34%	60,948,053.5	-0.06%	
	0		1		
	4,383,866.16	25.13%	4,104,717.59	-1.61%	
	4.32		0.74		
	275,951,777.03	1.58%	316,942,268.70	2.06%	-0.48%
	3,469,139.52	19.89%	2,070,649.30	13.49%	6.40%
	3.39		0.00		

3

		单位：元
项目	期末账面价值	受限原因
	580,305,545.71	
	755,218,639.00	
	40,912,305.78	
	3,308,218,758.38	合计


1

27,540,000.00	393,536,795.78	-93.00%
---------------	----------------	---------

2

3

--	--	--	--	--	--





1



1	2018 12 28 2018		2019 1 15	
	3,204	2.97 /	2019 1 22	5.82
	2019 2 20			
2	2019 10 22		2019 11 12 2019	
	37.1		2019 12 24	37.1
3	2020 3 24		2020 4 15 2019	
	24		2020 5 20	24
4	2020 6 8		2018	
	535		15,714,500	2020 6 22

1

2

3

4

5

1

1

3

2

1

		650,000		431,522.01		12		
		60,000		1,490		12		
A1		710,000		A2		433,012.01		
A3		710,000		A4		433,012.01		
"		8,000		513.34		12		

"								
AVMAX GROUP INC.		100,000		48,125		12		
		12,000		3,598		12		



3

4

1

	PH		1	B6	7.69 mg/L	GB89 78-1996	0.4048 t/		
	COD		1	B6	176 mg/L	GB89 78-1996	2.5874 t/	61.286	
	SS		1	B6	76 mg/L	GB89 78-1996	0.8329 t/		
			1	B6	1.47		0.2227 t/		

mg/L

+

+

15

TRQ

DB/431356-2017 1

VOCs

DB/431356-2017 1

GB18483-2001 GB16297-96 GB13271-2014

	---	---
	---	---
1.	---	---
2.	---	---
3.	---	---
4.	---	---
5.	---	---
6.	---	---
7.	---	---
8.	---	---
9.	---	---
	---	---

4

1

--	--	--	--

2020 6 30

1,363,900

0.1253%

6.35 /

5.95 /

8,430,729

2

	196,321,375	49,080,344		147,241,031		2020 1 2
	240,000	120,000	60,000	180,000		2020 6 22
	240,000	120,000	60,000	180,000		2020 6 22
	240,000	120,000	60,000	180,000		2020 6 22
	1,275,000	180,000	120,000	1,215,000		2020 1 2
	240,000	120,000	60,000	180,000		2020 6 22

		75,451		8		0	
5%				10			
		18.05%	196,321,375		147,241,031	49,080,344	138,103,096

		0.29%	3,150,000		0			
10								

2019

2019

1

2020 06 30

	2020 6 30	2019 12 31
	2,592,441,261.97	1,350,369,062.04
	178,274,606.27	257,111,576.60
	4,408,863,876.79	3,699,920,150.74
	443,786,001.09	290,165,152.20
	502,394,531.90	574,823,298.49
	2,636,273,290.15	2,769,929,374.31

	1,062,347.84	
	155,869,725.58	
	441,855,060.71	389,365,235.84
	25,955,275.34	42,536,681.19
	11,386,775,977.64	9,374,220,531.41



1,784,071,706.79

	1,087,497,465.00	1,087,737,465.00
	2,348,465,921.88	2,325,334,521.65
	55,126,794.00	94,056,930.00
	94,697,561.73	67,493,730.20
	39,584,849.68	38,970,529.45
	180,337,949.65	180,337,949.65
	1,659,205,251.29	1,369,397,296.00
	5,354,662,205.23	4,975,214,561.95
	85,587,686.24	72,804,165.96
	5,440,249,891.47	5,048,018,727.91
	17,442,110,456.98	15,702,945,442.80

2

	2020 6 30	2019 12 31
	2,078,825,047.91	1,061,246,668.57
	127,606,860.08	246,342,592.94
	3,495,176,734.77	2,967,433,671.31

	284,646,368.76	311,542,584.81
	6,924,050.32	10,983,214.34
	290,597,033.54	736,000,000.00
	7,122,919,926.51	6,538,934,212.93
	1,410,000,000.00	755,924,306.54
	320,000.00	320,000.00
	28,979,000.00	28,499,883.36
	17,014,258.61	16,022,253.67
	1,456,313,258.61	800,766,443.57
	8,579,233,185.12	7,339,700,656.50
	1,087,497,465.00	1,087,737,465.00
	2,738,287,518.18	2,715,156,117.95
	55,126,794.00	94,056,930.00
	18,635,024.99	19,060,632.25
	180,337,949.65	180,337,949.65
	1,189,542,500.68	1,058,666,738.74
	5,159,173,664.50	4,966,901,973.59
	13,738,406,849.62	12,306,602,630.09

3

	2020	2019
	4,379,818,025.85	3,629,379,108.42
	4,379,818,025.85	3,629,379,108.42
	3,834,962,437.95	3,195,302,986.44
	3,128,804,879.79	2,529,615,714.96
		26,394,233.94
	263,203,769.88	243,893,527.77

	73,065,073.14	68,760,826.11
	93,743,605.60	72,674,053.53
	7,084,201.25	8,759,398.36
	45,461,581.65	2,303,194.44
" "	-1,619,004.06	-2,176,387.09
" _"		
" "		
" "		
" _"	-85,052,259.98	-19,035,581.71
" _"	-9,452,425.64	-1,200,692.56
" _"	639,089.70	-524,287.79
" "	273,590,863.29	197,083,672.71
	3,314,293.88	7,486,650.32
	556,374.43	1,328,085.99
" "	276,348,782.74	203,242,237.04
	36,699,274.30	25,175,105.09
" "	239,649,508.44	178,067,131.95
" "	239,649,508.44	178,067,131.95
" "		
1.		

	42,498,170.77	32,932,501.92
	158,191,119.85	335,053,792.42
	4,150,919,443.59	3,257,705,178.89
	2,991,222,055.09	2,483,925,616.29
	428,648,263.59	342,154,644.30
	177,542,956.30	127,538,508.52
	284,303,199.26	210,957,522.74
	3,881,716,474.24	3,164,576,291.85
	269,202,969.35	93,128,887.04
	3,900,038.62	1,579,283.50

		452,248,000.00
	3,900,038.62	453,827,283.50
	128,374,110.13	139,952,092.89
	5,540,000.00	
	22,000,000.00	393,536,795.78

	2,013,922,310.46	1,093,581,434.22
--	------------------	------------------

6

	2020	2019
	3,108,775,804.56	1,912,702,764.67
	38,306,862.75	31,974,782.43
	317,716,599.33	655,925,159.06
	3,464,799,266.64	2,600,602,706.16
	2,734,267,503.77	2,273,681,214.15
	230,232,152.67	183,725,761.72
	96,102,206.16	101,841,366.07
	153,501,755.53	167,005,894.29
	3,214,103,618.13	2,726,254,236.23
	250,695,648.51	-125,651,530.07

	230,681,863.52	521,885,435.93
	-229,121,831.00	-68,472,543.93
	-602,700.00	95,158,802.00
	3,233,477,283.44	2,117,680,700.00
	23,674,272.26	
	3,256,548,855.70	2,212,839,502.00
	2,255,327,273.00	1,284,177,272.73
	208,752,618.86	185,313,407.23
	13,280,027.35	338,957,935.94
	2,477,359,919.21	1,808,448,615.90
	779,188,936.49	404,390,886.10
	-1,216,836.79	-421,834.72
	799,545,917.21	209,844,977.38
	706,880,179.19	688,968,288.57


	5.0																		
	0																		

						0,72							30,7		30,7
						9.00							29.0		29.0
													0		0
													-108		-108
													,773,		,773,
													746.		746.
													50		50
1															
													-108		-108
													,773,		,773,
													746.		746.
													50		50
2															
3															
4															

1

I

								3,54 4.83					3,54 4.83		3,54 4.83
2								5,01 9,22 4.60					5,01 9,22 4.60		5,01 9,22 4.60
	1,0 87, 497 ,46 5.0 0	0.0 0	0.0 0	0.0 0	2,34 8,46 5,92 1.88	55,1 26,7 94.0 0	94,6 97,5 61.7 3	39,5 84,8 49.6 8	180, 337, 949. 65	0.00	1,65 9,20 5,25 1.29		5,35 4,66 2,20 5.23	85,5 87,6 86.2 4	5,44 0,24 9,89 1.47



												846. 50		,846 .50		46.50
4																

2020					

					3	00						
--	--	--	--	--	---	----	--	--	--	--	--	--

	,497,				287,51	,794.0		,024.9	7,949.	9,54		3,664.50
	465.0				8.18	0		9	65	2,50		
	0									0.68		

	2019											



2								928,59 7.71				928,597. 71
	1,08 8,10 8,46 5.00				2,667, 449,2 66.74			17,420, 459.32	162,5 85,55 5.01	1,076,9 62,318. 98		5,012,52 6,065.05

91430000712164273J

1335

1335

1,087,497,465.00

[2001]01

2000 12 31

2,400 1 1

430000000013283

2,400

2002 11

10

3

3,120

2004 2

10

3

1,244

5,300

2004 9

2004 7 20

10

2.5

6,625

2006 6 6

2006 3 30

10 5

9,937.5

2006 12

3,320

13,257.50

2007

10

8

10

2

26,515

2008 1 15

915

27,430

2010

274,300,000

10

2

54,860,000

10

3

82,290,000

9,000,000

420,450,000

2011 12

1,000,000

421,450,000

2012 3 23

2011

A

19

1,000

,

411,450,000

2014

2014 12

3

9,210

503,550,000

2015 5 22

503,550,000


10

5

2015 12 31

2

12



7

"

2

"

"

"

"

"

10

1

1

2

3

2

1

4

5

6

3

1

2

1

2

4

5

1	2 3
2	
3	

1	
2	
3	

1

		%
1	1	2
1-2	2	6
2-3	3	15
3-4	4	40
4-5	5	70
5		100

2

4

16

()

17

18

1

1

2

3

2

1

2

3

4

3

19

20

22 ——

3

1

——

22

22 ——

23

24

1

2



3

25

1

2

26

1

1

2

3

2

3

3

1

2

3

4

2

1

2

3

4

5

2

3

33

3

- 1
- 2

4

- 1
- 2
- 3

35

36

1

- 1
- 2
- 3
- 2

37

1

1

2

2

3

1

2

38

1

1

2

- 1.
- 2.
- 3.

40

1

1

2

2

3

42

1

1

2

2

1

44

1

2020	[2017]22 14 ---	2020 4 28

- 1
- 2
- 3
- 4

2020 1 1

2

3 2020

	2019 12 31	2020 01 01	

	4,436,056,145.94	4,436,056,145.94	
	300,751,106.00	300,751,106.00	
	523,729,420.14	523,729,420.14	
	53,043,248.42	53,043,248.42	
	69,925,540.62	69,925,540.62	
	35,282,992.07	35,282,992.07	
FB &	154,068,788.55	154,068,788.55	
	669,290.51	669,290.51	
	6,328,724,911.39	6,328,724,911.39	
	15,702,945,442.80	15,702,945,442.80	
	2,615,098,079.75	2,615,098,079.75	

	1,686,745,201.62	1,686,745,201.62	
	8,206,616,148.06	8,206,616,148.06	
	1,691,556,213.79	1,691,556,213.79	
	73,240,458.78	73,240,458.78	
	320,000.00	320,000.00	
	55,347,036.80	55,347,036.80	
	431,396,943.38	431,396,943.38	
	196,449,914.08	196,449,914.08	
	2,448,310,566.83	2,448,310,566.83	
	10,654,926,714.89	10,654,926,714.89	
	1,087,737,465.00	1,087,737,465.00	
	2,325,334,521.65	2,325,334,521.65	
	94,056,930.00	94,056,930.00	
	67,493,730.20	67,493,730.20	
	38,970,529.45	38,970,529.45	
	180,337,949.65	180,337,949.65	
	1,369,397,296.00	1,369,397,296.00	

	4,975,214,561.95	4,975,214,561.95	

	1,326,930,821.29	1,326,930,821.29	
	300,324,717.02		

	320,000.00	320,000.00	
	28,499,883.36	28,499,883.36	
	16,022,253.67	16,022,253.67	
	800,766,443.57	800,766,443.57	
	7,339,700,656.50	7,339,700,656.50	
	1,087,737,465.00	1,087,737,465.00	
	2,715,156,117.95	2,715,156,117.95	
	94,056,930.00	94,056,930.00	
	19,060,632.25	19,060,632.25	
	180,337,949.65	180,337,949.65	
	1,058,666,738.74	1,058,666,738.74	
	4,966,901,973.59	4,966,901,973.59	
	12,306,602,630.09	12,306,602,630.09	

45

1

	/	16% 13% 11% 10% 9% 3% 0%
	/	6%
		7% 5%

	15%	GR201743000374	2017 -2019	
	15%	GR201843001874	2018 -2020	

4

1

	76,992,896.92	29,774,788.76
	101,281,709.35	227,336,787.84
	178,274,606.27	257,111,576.60

2

	2,296,331.19	-1,273,283.62			1,023,047.57

	1,550,000.00
	1,550,000.00

6

--	--

--	--

	99,502,662.69	24,880,116.84	25.00%	
	96,695,966.81			

1	1	3,818,281,248.94
1	2	634,615,467.10
2	3	246,533,822.19
3		307,062,388.67
3	4	102,131,385.85
4	5	87,345,496.80
5		117,585,506.02
		5,006,492,926.90

2



4

	203,185,437.18	4.06%	20,318,543.72
	186,442,382.55	3.73%	3,728,847.65
	161,400,468.45	3.23%	18,973,987.91
	105,836,493.10	2.12%	2,116,729.86
	99,502,662.69	1.99%	24,880,116.84
	756,367,443.97	15.13%	

5

6

5% (5%)

6

--	--	--

7

1

1	374,793,832.35	84.45%	227,842,748.39	78.52%
1 2	49,231,641.32	11.09%	23,321,039.52	8.04%
2 3	19,760,527.42	4.45%	39,001,364.29	13.44%
	443,786,001.09	--	290,165,152.20	--

1

1

2

单位名称	期末余额	占预付账款期末余额合计数的比例
客户一	56,381,473.66	12.70%
客户二	39,158,575.51	8.82%
客户三	11,665,813.54	2.63%
客户四	9,052,578.60	2.04%
客户五	5,961,650.60	1.34%
合计	122,220,091.91	27.53%

5% (5%)

8

	502,394,531.90	574,823,298.49
	502,394,531.90	574,823,298.49

1

1

--	--	--

2

--	--	--	--	--

3

2

1

()		
-----	--	--

2

1



		()	()	
2020 1 1	474,027.51	38,941,315.36		

--	--

--	--	--	--	--	--

5

		157,054,897.90	1 1-2	28.35%	3,141,097.96
		58,072,101.35	1 1-2	10.48%	1,161,442.03
		41,447,265.42	1	7.48%	828,945.31
		29,025,950.00	1	5.24%	580,519.00
		27,119,646.81	1	4.89%	542,392.94
	--	312,719,861.48	--	56.44%	6,254,397.24

6

--	--	--	--	--	--

7

8

5% (5%)

4

10

	1,062,347.84		1,062,347.84			
	1,062,347.84		1,062,347.84			

--	--	--

2020 1 1	---	---	---	---
----------	-----	-----	-----	-----

15



--	--	--	--	--	--	--	--	--

--	--

	229,629,154. 63	0.00	229,629,154. 63	255,121,780. 76		255,121,780. 76	
	154,309,671. 74	998,710.02	153,310,961. 72	521,367,344. 99	974,884.39	520,392,460. 60	
	-441,855,06 0.71		-441,855,06 0.71	-389,365,23 5.84		-389,365,23 5.84	
	16,186,481.0 0		16,186,481.0 0	19,828,352.0 0	1,926,000.00	17,902,352.0 0	
				-55,871.08		-55,871.08	
	526,295,292. 11	6,095,209.01	520,200,083. 10	705,422,735. 72	7,859,175.20	697,563,560. 52	--

	3,000.00	3,000.00
	19,500.00	19,500.00
	3,000.00	3,000.00
	3,000.00	3,000.00
	1,500.00	1,500.00
	955,709.11	940,254.61








	1,817,245,813.75
--	------------------

5

--	--	--

	275,951,777.03		275,951,777.03	300,751,106.00		300,751,106.00
--	----------------	--	----------------	----------------	--	----------------

2



--	--	--

4



1.	462,172,323.02	14,158,691.11
----	----------------	---------------

	4,822,612.24					4,822,612.24
	75,752,674.12					75,752,674.12

2

	2,532,675.23					2,532,675.23
	3,294,458.27					3,294,458.27
	5,827,133.50					5,827,133.50

29

	6,247,173.56	7,888,898.19	680,615.62		13,455,456.13
	27,372,643.40	2,086,398.88	5,153,934.52		24,305,107.76
	1,725.90	0.00	1,725.90		0.00

1,661,449.21

	132,585,182.31	34,867,274.47	145,081,275.06	36,667,463.04
	455,729,467.40	75,774,116.93	340,456,060.64	58,949,040.42
	48,755,765.49	8,297,365.92	58,413,705.20	9,746,056.88
	68,102,763.27	10,215,414.49	65,012,821.93	9,751,923.29
	9,127,052.03	2,373,033.53		

2

--	--	--	--	--

33

34

--	--

	45,489,372.33	112,640,274.79
	1,784,071,706.79	1,622,380,544.45

2 1

--	--	--

37

1

2 1

--	--	--

38

--	--	--

321,172,792.68

	88,410,826.81	350,776,135.62	404,666,164.16	34,520,798.27
-				

40

2

--	--	--

1

3

1

	35,603,143.65	36,977,560.93
	11,384,243.97	16,389,696.01
	219,920,999.81	173,903,803.80
	1,258,209.33	7,523,338.51

44



3

4

47

--	--	--

48

	88,926,106.14	73,240,458.78
	88,926,106.14	73,240,458.78

1

	75,729,326.00	52,190,953.18
	13,196,780.14	21,049,505.60
	88,926,106.14	73,240,458.78

2

--	--	--	--	--	--


49

1

--	--	--

2

--	--	--



[Redacted]

[Redacted]

[Redacted]

[Redacted]

[Redacted]

[Redacted]

[Redacted]

[Redacted]

54

1

2

55

	2,265,775,648.10		448,800.00	2,265,326,848.10
	59,558,873.55	23,580,200.23		83,139,073.78
	2,325,334,521.65	23,580,200.23	448,800.00	2,348,465,921.88

56

	94,056,930.00	8,430,729.00	47,360,865.00	55,126,794.00
	94,056,930.00	8,430,729.00	47,360,865.00	55,126,794.00

57

- 1)
- 2)
- 3)
- 4)
- 5)

61

	4,290,011,431.66	3,052,184,186.31	3,578,538,843.18	2,494,501,191.99
	89,806,594.19	76,620,693.48	50,840,265.24	35,114,522.97
	4,379,818,025.85	3,128,804,879.79	3,629,379,108.42	2,529,615,714.96

	7,881,905.07	4,196,643.56
	3,144,705.16	3,138,064.06
		2,312.88
	2,650,622.89	4,001,201.49
	219,829.61	394,897.81
	30,665,537.07	26,394,233.94

--	--	--

69



70



	-1,466,383.85	-358,825.42
	-1,466,383.85	-358,825.42

74

	3,036,123.06	7,285,210.00	3,036,123.06
	1,205,594.42	1,002,602.73	1,205,594.42

--	--	--	--	--	--	--	--	--

		43,153,614.42
	-9,027,455.53	19,441,861.77
	74,811,326.90	62,595,476.19

2

	477,256,548.97
/	71,588,482.35
	12,651,930.97
	6,788,654.11
	17,558,287.25
	-346,083.91

	25,674,272.26	21,076,278.00
--	---------------	---------------

6

	11,507,322.09	107,453,684.02
	2,820,000.00	237,304,251.80
	2,640,625.01	
		0.12
	8,432,152.34	
	25,400,099.44	344,757,935.94

79

1

1	--	--
	402,445,222.07	321,113,891.68
	-114,423,634.86	57,358,645.77
	106,047,486.64	119,274,758.81
	8,461,699.90	8,158,630.94
	6,051,621.88	7,700,076.60
" "	1,466,383.85	358,825.42
" "	363,129.01	93,299.63
" "	129,260,101.28	68,315,825.48
" "	2,183,564.91	2,867,503.79

" "	-11,327,370.39	-3,739,540.02
" "	7,467,463.89	27,356,579.32
" "	130,010,049.03	-115,876,191.84
" "	-650,475,085.59	-326,771,100.21
" "	251,672,337.73	-73,082,318.33
" "	269,202,969.35	93,128,887.04
2		

4

	2,013,922,310.46	992,702,572.66
	372,419.00	167,749.96

67.37

	62,203.27	1.653	102,822.01
	23,316,678.75	7.0795	165,070,427.21
	1,306.00	7.9610	10,397.07
	1,473,770.78	0.91344	1,346,201.18
	3,185,905.68	0.065808	209,658.08
	23,559,690.00	0.0058	136,646.20
	218,768.63	1.653	361,624.55

2



2

85

1

1

--	--	--	--	--	--	--	--	--

2

--	--

3

--	--

5

6

2

1

--	--	--	--	--	--	--	--	--

2

--	--

3

3

4

5

6

1


1



--	--	--	--	--	--	--

				100.00%		
				100.00%		

--	--	--	--	--	--	--



2

1

2

--	--

3

1

					50.00%	
				40.00%		
				14.91%		
				49.00%		

34.00%

	5,778,353.83	6,251,930.85
	11,994,807.21	12,351,415.80
	200,829.72	184,416.98
	200,829.72	184,416.98

4

	/	/
	--	--

6

1

	--	--	--	--
	--	--	--	--

2

3

4

5

6

7

8

9

1

			65,000	19.84%	27.84%

		15,159.38	13.94%
	()	6,417.97	5.9%
19.84%			

2

3

Air Georgian Limited					35,363,350.10
Regional 1 Airlines Ltd. R 1					16,285,087.14
Avmax Spares USA Inc.					327,006.15
Avmax Montana Inc.					6,068,560.43
					1,098,621.28
		122,533.95			2,459,657.32

/

Avmax Spares USA Inc.			34,939,001.19
			74,030.00
			49,557.52
		79,328.27	304,193.64

2

/

/

/

/	/	/	/	/	/	/

/

/

/	/	/
---	---	---

--

/

3

--	--	--	--

--	--	--	--

4

--	--	--	--	--

--	--	--	--	--

5

6

--	--	--	--

7

	11,884,820.90	3,856,650.00

8

6

1

	Air Georgian Ltd.			4,645,717.58	92,914.35
	Regional 1 Airlines Ltd..			464,182.19	9,283.64
	Avmax Spares USA Inc.	■		362,869.69	7,257.39

	Avmax Spares USA Inc.			17,808,084.07	356,161.68
	Avmax Aircraft Leasing Africa Inc.			7,222,293.20	433,337.59
	Avmax USA Holdings			40,842,339.19	816,846.78

2

2

	71,980,821.44
	23,580,200.23

3

4

5

1

2020 6 30

238,456.9

10%

2020 6 30

193,065.11

2

1

2

3

1



--	--	--	--

2

--	--	--

2

3

1

2

4

5

--	--

	3,771,538,023.33	376,842,042.47	153,233,313.10	11,601,947.24	4,290,011,431.66
	2,755,114,615.02	182,810,523.04	124,665,870.88	10,406,822.63	3,052,184,186.31
	-82,286,442.02	-8,016,004.21	-1,396,898.68		-91,699,344.91
	-17,970,581.86	-4,753,708.09			-22,724,289.95
	410,677,813.69	56,458,621.81	11,286,831.00	1,166,717.53	477,256,548.97
	56,594,492.53	13,409,484.44	4,982,357.56	175,007.63	74,811,326.90
	354,083,321.16	43,049,137.37	6,304,473.44	991,709.90	402,445,222.07
	13,501,689,687.44	5,628,092,248.75	555,217,967.78	2,242,889,446.99	17,442,110,456.98
	8,408,226,871.18	3,292,386,149.72	451,115,353.69	149,867,809.08	12,001,860,565.51

3

4

7

8

1

1

	698.63		260.14		438.48			
	2,890.8	18.20	5,703.9	37.24	7,186.9			
	5	%		%				

	61,707.	%	159.43
	26		

1	1	3,118,286,712.64
1	2	458,262,940.03
2	3	87,256,534.19
3		174,788,411.25
3	4	49,488,268.07
4	5	39,538,703.01
5		85,761,440.17
		3,838,594,598.11

2

258,251,204.43 85,166,658.91

S

--	--	--	--	--	--

4

	504,875,405.63	13.15%	10,097,508.11
	203,185,437.17	5.29%	20,318,543.72
	186,442,382.55	4.86%	3,728,847.65
	105,836,493.10	2.76%	2,116,729.86
	89,839,802.74	2.34%	1,796,796.05
	1,090,179,521.19	28.40%	

5

... } Ö

--	--	--

2



	10,760.00	10,760.00
	559,585,996.82	684,003,832.24

2

	12	()	()	
2020 1 1	231,724.04	13,371,979.26	6,514,164.05	20,117,867.35
2020 1 1	---	---	---	---
	454,162.55	-11,246,711.44	13,832,050.73	3,039,501.84
		160,000.00		160,000.00
2020 6 30	685,886.59	2,285,267.82	20,346,214.78	23,317,369.19

1 1	531,144,846.66
1 2	2,959,180.05
2 3	900,268.82
3	24,581,701.29
3 4	17,000,013.17
4 5	1,764,677.06
5	5,817,011.06
	559,585,996.82

3

--	--	--	--	--

	20,117,867.35	3,039,501.84	160,000.00			23,317,369.19
--	---------------	--------------	------------	--	--	---------------

3,039,501.84

--	--	--	--	--	--	--

160,000.00

4

--	--	--	--	--	--

--	--	--	--	--	--

5

		248,495,928.90	1	1-3	44.41%
		188,741,294.40	1		33.73%
		23,118,051.04	1		4.13%
		13,500,000.00	1		2.41%

7

8

3



	13,974,000.0 0					13,974,000.0 0	
--	-------------------	--	--	--	--	-------------------	--

(

	5,850,000.00					5,850,000.00	

2,840,800.00

2,840,800.00

3

4

--	--	--

2

3

4

2020